

Buddies Week #8: Shaping stories

This week, you'll create the start of a story for the characters you made up last week. With your Buddy you'll...

1. Play the storytelling game **Fortunately Unfortunately**
2. Choose a **problem** that the characters in your story have to face
3. Learn about **story arcs** and plan out your arc with your Buddy
4. Draw a **picture of your story** before the next time you speak to your Buddy

These activities form part of three weeks of calls about storytelling. You'll need to start with Week 7, and complete calls 7, 8 & 9 in order if you want to write a complete story with your Buddy. You can find all of the weekly activities [here](#). Once you've finished planning your story using the activities, you can write it up in this [book](#) and share it with your friends and family. Do share it with us at InCommon too - hello@incommonliving.com. Good luck! We can't wait to see what you come up with!





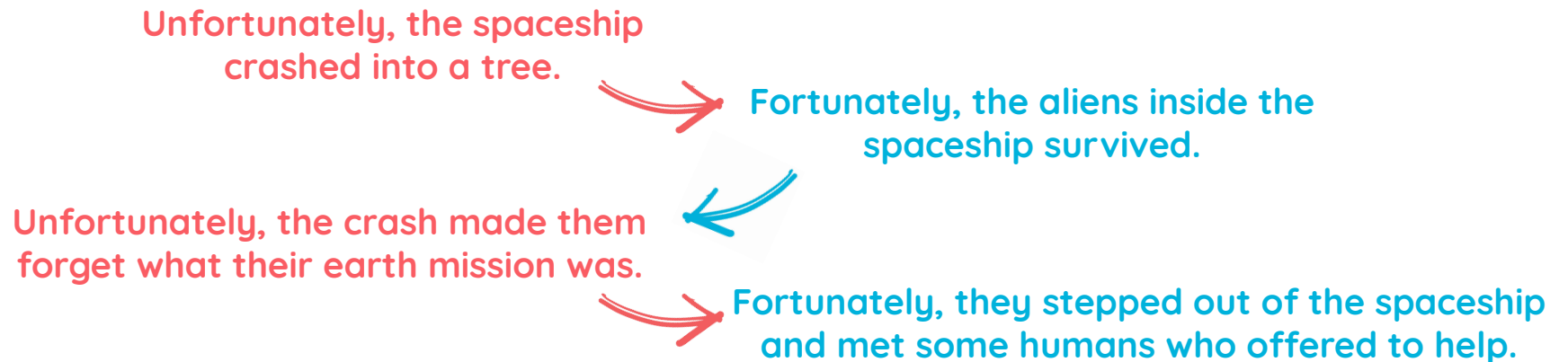
Fortunately, unfortunately

You're going to tell a new story with your Buddy, each adding a sentence at a time. This is just a quick game and doesn't have to connect to the story you started last week.

The first person starts the story with a simple statement, like:

A spaceship landed on earth.

Then you take it in turns to develop the story by adding a sentence at a time, alternating the words '**Fortunately**' and '**Unfortunately**' at the start of each sentence:




With each new sentence added, there will be a new twist or turn to the story! When you can't think of any more twists, finish the story off on a positive note with a '**Fortunately...**'



What's your problem?

In almost all stories, the main characters face problems that they have to solve. We love to see how our favourite characters solve their problems, and what they learn along the way.

Now it's time to think about the characters you and your Buddy created last week. Choose one of the problems below - or if you're feeling lucky, roll a dice! Talk about what that problem would look like for your characters.



1. One of the characters loses something precious



2. A stranger arrives



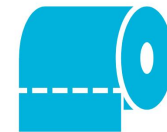
3. One of the characters makes a mistake



4. The characters discover a secret



5. Someone is put in danger



6. The characters run out of something they need



Shaping your story

Most stories have what's called a story arc - that's the shape you can see below. Things usually start off in a calm place, but once the problem appears, the story arc rises as the action gets more exciting! Once the problem is solved, the arc falls, the characters can relax again and the story ends. Read the story arc below to your Buddy and then start to fill in your own arc on the next page.

Middle

Tell the reader about a problem your character faces. Describe the **adventure** they go on to solve their problem.

Beginning

Start by describing your **characters** and **where** the story takes place

End

Explain how the story **ends** and what the characters have **learnt** or gained from their adventure



Planning your story

Can you plan out what your story arc will look like? Jot down some of the ideas you've already had for the beginning and some ideas you might develop on your next call for the middle and the end.

Beginning

Start by describing your **characters** and **where** the story takes place.

E.g. Growler is a dog who lives with his owner, Georgie.

Your turn:

Middle

Tell the reader about a problem your character faces. Describe the **adventure** they go on to solve their problem.

E.g. Growler loses his favourite bone. Growler and Georgie search the neighbourhood for the bone. On their search, they meet...

Your turn:

End

Explain how the story **ends** and what the characters have **learnt** or gained from their adventure.

E.g. Growler finds the bone in the neighbour's cat basket! Growler and the neighbour's cat have always been enemies. In order to get his bone back, Growler...

Your turn:



It's time to finish today's call. How did it go? Take a screenshot of everyone on your call – [tweet us](#) or [share on Facebook](#) at @incommonlondon, or send it to hello@incommonliving.com!

If you have time between now and your next Buddies call....



Draw a picture of the story

Draw a picture of the problem that you and your Buddy came up with on your call on page 4 of [this book](#). Ask your Buddy if they have any suggestions for the what the picture could look like!